



Personal Mobile Banking: Touch ID®



BAC Community Bank

QUICKLY ACCESS YOUR MOBILE BANKING APP WITH YOUR FINGERPRINT.

If Touch ID® has been enabled within the Device Settings of your compatible iPhone® or iPad®, you have the option of logging in to BAC Personal Mobile Banking by using a saved fingerprint.

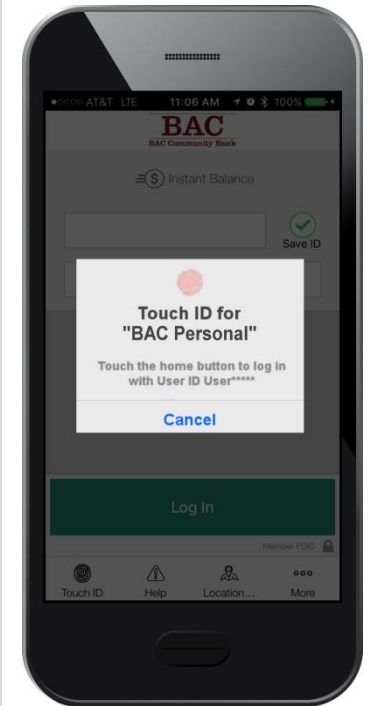
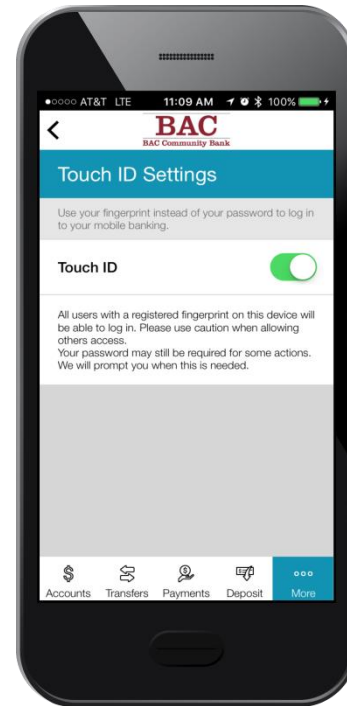
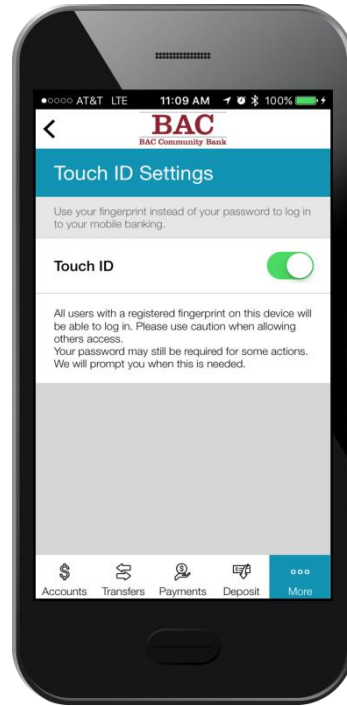
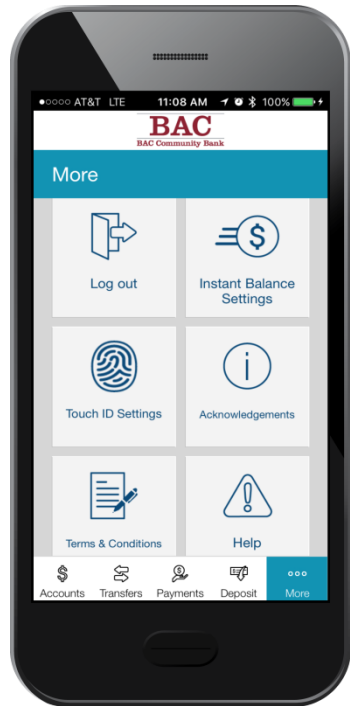
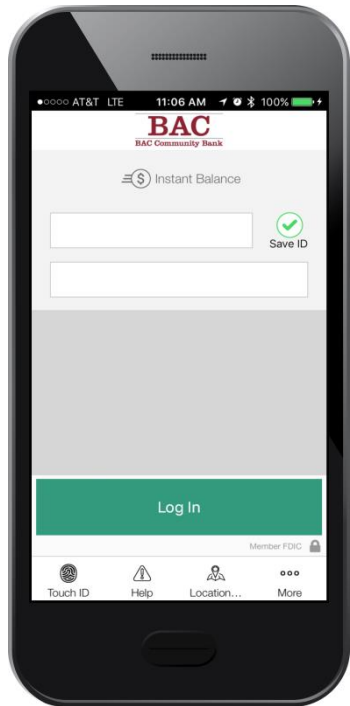
You can set this up from the login page or by clicking the **More** tab inside the app after you have logged in.

Tap the **Touch ID** menu option and click **Turn on Touch ID**.

All saved fingerprints on your device can now be used for logging in to BAC Personal Mobile Banking.

Tip: When logging in using Touch ID® you may be asked to enter your password to complete certain types of transactions or activities.

After Touch ID® has been turned on for your mobile banking app, you will be automatically prompted for a fingerprint when the app launches. When this occurs, simply touch the **Home button** of your device.



*Touch ID®, iPhone®, iPad®, and Apple® are registered trademarks of Apple, Inc. Message and data rates may apply based on your plan with your mobile carrier.